

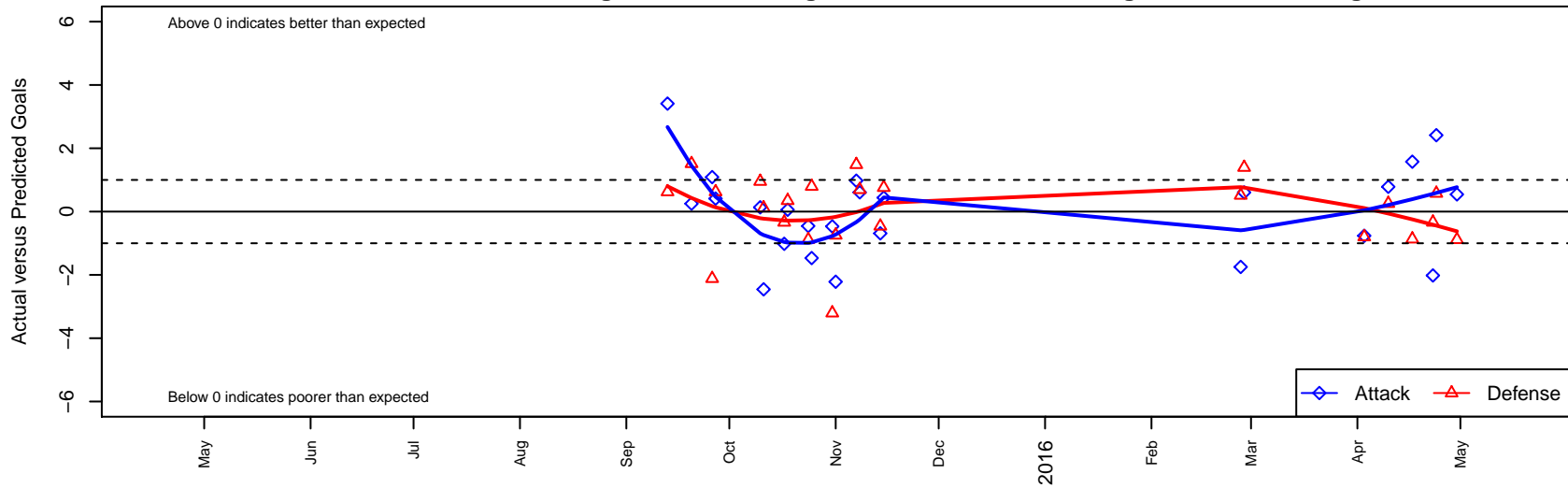
THUSC Radium Green G03

Tualatin Hills United SC
 Tualatin Hills, OR
 G03 total strength=482
 attack=0.47 defense=0.23
 fall league = PTT G03 Div 2 Red
 spr league = Spr OYS G03 Div 2 Red

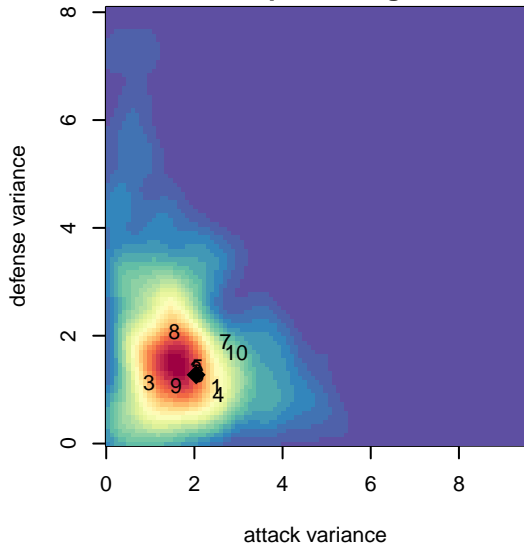
alt names used:
 THUSC United Radium Green
 THUSC United Radium Green
 THUSC United Radium Green

Venues played:
 2015 PTT G03 Division 2 Red
 2015 OYS Presidents Cup G03
 2015 Spr OYS G03 Division 2 Red

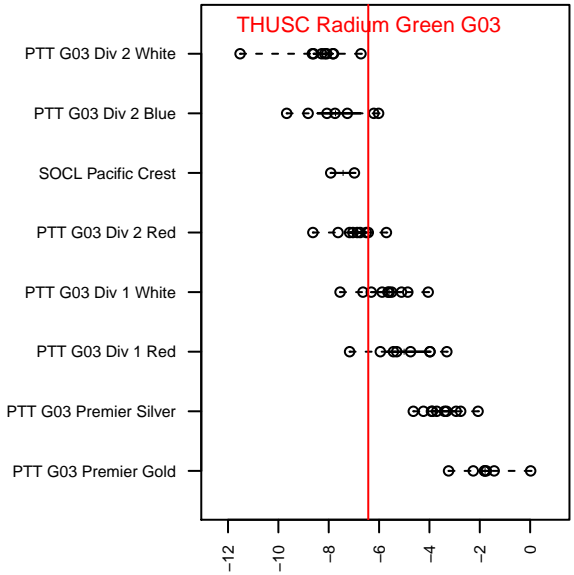
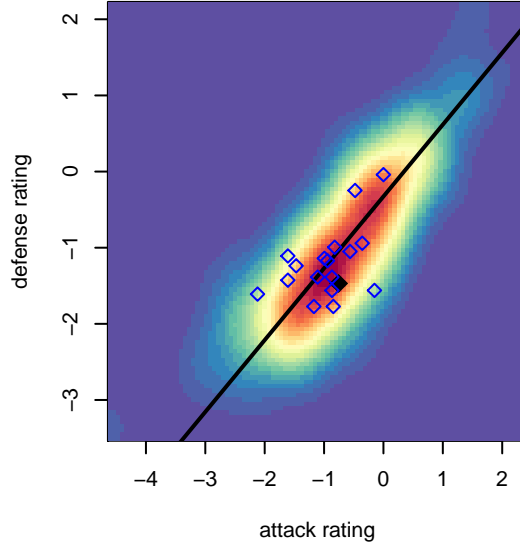
THUSC Radium Green G03
 Dots are actual minus expected GF (blue circles) and GA (red triangles).
 Blue line is smoothed change in attack strength. Red is smoothed change in defense strength.



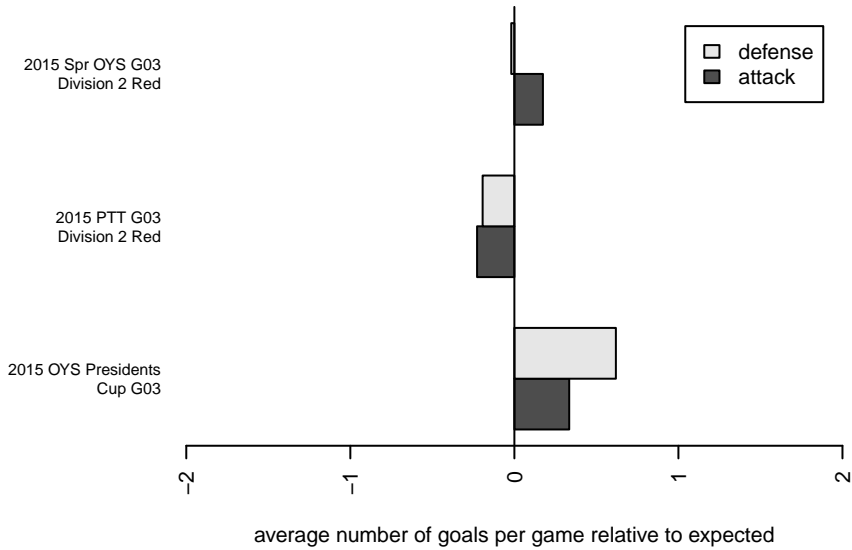
**attack and defense variance (black dot)
relative to other teams
and top 10 in region**



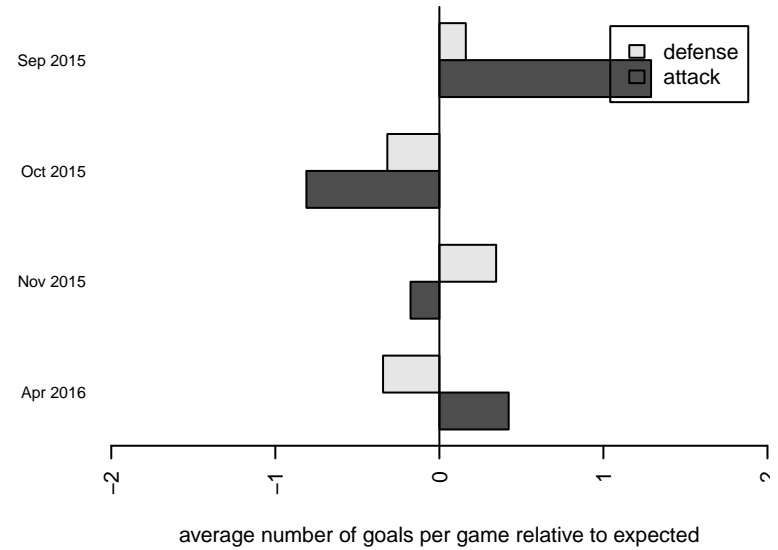
**attack and defense rating
relative to others at age
and all opponents in last 13 months**



Performance relative to 13 month average



Performance relative to 13 month average



date	home		away		venue	pred.home	pred.away
2016-04-30	SESC Lions G03	3	THUSC Radium Green G03	3	2015 Spr OYS G03 Division 2 Red	2.11	2.46
2016-04-24	THUSC Radium Green G03	4	Rogue Valley Timbers White G03	1	2015 Spr OYS G03 Division 2 Red	1.59	1.58
2016-04-23	Crossfire OR CUSC Black G03	2	THUSC Radium Green G03	0	2015 Spr OYS G03 Division 2 Red	1.66	2.02
2016-04-17	THUSC Radium Green G03	3	HSC Revolution G03	3	2015 Spr OYS G03 Division 2 Red	1.42	2.13
2016-04-10	THUSC Radium Green G03	3	Canby United Venom G03	3	2015 Spr OYS G03 Division 2 Red	2.22	3.25
2016-04-03	THUSC Radium Green G03	2	FC Portland White G03	2	2015 Spr OYS G03 Division 2 Red	2.76	1.20
2016-02-28	FC Salmon Creek Nemesis Blue G03	0	THUSC Radium Green G03	2	2015 Spr OYS G03 Division 2 Red	1.39	1.39
2016-02-27	PCU Black G03	1	THUSC Radium Green G03	0	2015 Spr OYS G03 Division 2 Red	1.51	1.75
2015-11-15	Crossfire OR WUSC Juventus White G03	3	THUSC Radium Green G03	1	2015 OYS Presidents Cup G03	3.76	0.56
2015-11-14	THUSC Radium Green G03	0	Washington Timbers Green G03	3	2015 OYS Presidents Cup G03	0.69	2.54
2015-11-08	Westside Timbers Samba TS G03	1	THUSC Radium Green G03	2	2015 OYS Presidents Cup G03	1.69	1.39
2015-11-07	NEU PDX Blue G03	0	THUSC Radium Green G03	2	2015 OYS Presidents Cup G03	1.48	1.02
2015-11-01	Canby United Venom G03	4	THUSC Radium Green G03	0	2015 PTT G03 Division 2 Red	3.25	2.22
2015-10-31	McMinnville MYSA Sparks G03	4	THUSC Radium Green G03	1	2015 PTT G03 Division 2 Red	0.80	1.47
2015-10-25	THUSC Radium Green G03	0	McMinnville MYSA Sparks G03	0	2015 PTT G03 Division 2 Red	1.47	0.80
2015-10-24	THUSC Radium Green G03	2	SESC Lions G03	3	2015 PTT G03 Division 2 Red	2.46	2.11
2015-10-18	LYS Cascades G03	1	THUSC Radium Green G03	2	2015 PTT G03 Division 2 Red	1.35	1.94
2015-10-17	Crossfire OR CUSC Black G03	2	THUSC Radium Green G03	1	2015 PTT G03 Division 2 Red	1.66	2.02
2015-10-11	SESC Lions G03	2	THUSC Radium Green G03	0	2015 PTT G03 Division 2 Red	2.11	2.46
2015-10-10	THUSC Radium Green G03	2	Eastside Timbers Black G03	0	2015 PTT G03 Division 2 Red	1.86	0.95
2015-09-27	THUSC Radium Green G03	3	FSC Roses White G03	0	2015 PTT G03 Division 2 Red	2.59	0.62
2015-09-26	THUSC Radium Green G03	2	Washington Timbers Forest G03	5	2015 PTT G03 Division 2 Red	0.91	2.88
2015-09-20	THUSC Radium Green G03	2	PCU Black G03	0	2015 PTT G03 Division 2 Red	1.75	1.51
2015-09-13	FSC Roses White G03	0	THUSC Radium Green G03	6	2015 PTT G03 Division 2 Red	0.62	2.59